









Prepared by Sharon Yiesla
 Sharon Yiesla, Horticultural Services

Flowering Holiday Plants (revised 11/20)

	Care during flowering	Reblooming
Amaryllis 	<ul style="list-style-type: none"> -Provide bright light, but avoid direct sunlight -Keep soil evenly moist -Cool room will prolong flowering 	<ul style="list-style-type: none"> -Remove dead flowers promptly -Place plant in direct sunlight -Keep leaves actively growing through summer (fertilize regularly in summer) -In fall, withhold water until leaves die -After leaves die, store potted bulb in a cool (45-50 degrees at night) location -After 2-3 months, resume watering; flower buds will appear in a few weeks
Cyclamen 	<ul style="list-style-type: none"> -Cool temperatures (50-60°F at night; less than 70° during the day) -Place plant in bright sunlight -Keep soil evenly moist -Do not let water settle in center of bulb 	<ul style="list-style-type: none"> -Very difficult!! -After flowering, reduce watering so that foliage dies. Withhold water for 6-8 weeks -When watering resumes, place in cool window -As new leaves develop, place in sunny location; water and fertilize regularly
Holiday cactus 	<ul style="list-style-type: none"> -Cool temperatures at night (55-60°F) -Place plant in some direct sun -Water thoroughly, but allow moderate drying between waterings -Do not fertilize during bloom -Don't turn the plant when in bud 	From the time that bloom ends, thru end of summer: <ul style="list-style-type: none"> -Place plant where it can get bright light -Fertilize regularly, but lightly -In early September, give the plant 4-6 weeks of short days (8-10 hours of light) and long nights (14-16 hours complete dark). Plants should flower 2 months later. -Cool night temperatures (55°F) in September can overcome the need for long nights

<p>Kalanchoe</p> 	<ul style="list-style-type: none"> -Cool night temperatures (60-65°F) -Full sun in winter -Allow soil to dry slightly between waterings 	<ul style="list-style-type: none"> -Difficult to rebloom -Cut back tall growth & old flower stems -During spring and summer provide bright light -Fertilize monthly -Give the plant 6 weeks of short days (8-10 hours of light) and long nights (14-16 hours complete dark). When buds are visible, day length is no longer critical
<p>Poinsettias</p> 	<ul style="list-style-type: none"> -Maintain even soil moisture (avoid dry soil, but do not let plant sit in water) -Avoid drafts (hot or cold) -Temperatures between 65-70°F -Good bright light, but not direct sun 	<ul style="list-style-type: none"> -Difficult to rebloom -After bloom, gradually reduce water until leaves yellow and drop -Store dormant plant at 50-60°F until spring -Water enough to keep roots from drying -In spring, move to warm room and water -Cuts stems back to about 6 inches -Place in sunny window -In fall, room temperature should be 60-65° -Give the plant 6-8 weeks of short days (8-10 hours of light) and long nights (14-16 hours of complete dark).
<p>Paper whites</p> 	<ul style="list-style-type: none"> -Fill a shallow pan with pebbles or marbles. -Fill the pan with water, so that the water line is to the top of the pebbles. -Place the bulbs on top of the pebbles. -Stand them close together, so they are almost touching. -Nestle the bulbs into the pebbles so the bottom of the bulb contacts the water. -Within a couple of days you will see roots and then shoots forming. -Flowers in about 4-5 weeks. -Cool room, with bright, but indirect light. -Keep water level up to bottom of the bulbs. 	<ul style="list-style-type: none"> -Discard after bloom.